

Town of Medway

State of the Town

*Fall Town Meeting
November 10, 2014*

Board of Selectmen:

*Dennis P. Crowley, Chairman
John A. Foresto, Vice-Chairman
Richard A. D'Innocenzo, Clerk
Glenn D. Trindade, Member
MaryJane White, Member*

Michael E. Boynton, Town Administrator

The State of the Town


Fiscal Year 2014-Deficit Financing Paid

Nearly two years ahead of schedule, Medway has paid off its deficit financing and is no longer under DOR oversight nor required to have DOR approval for borrowings.



MEDWAY NOW AT A GLANCE

- REVENUES & EXPENSES IN LINE WITH FY'15 EXPECTATIONS
- STRONG RESERVES
- GOOD BOND RATING
- FISCALLY CONSERVATIVE
- SOUND MANAGEMENT PRACTICES




MEDWAY LOOKING FORWARD
*NO OVERRIDES OR DEBT
EXCLUSIONS PROJECTED
FOR THE FORESEEABLE
FUTURE!*





Town of
MEDWAY *Massachusetts*
A Green Community



MEDWAY'S BOND RATING: WHY WE MAINTAIN STRONG RESERVES

A LOOK AT MEDWAY IN COMPARISON:

COMMUNITY	S&P BOND RATING	
WESTWOOD	AAA	
NORFOLK	AA+	
HOLLISTON	AA+	
BELLINGHAM	AA+	
MEDWAY	AA+	
MEDFIELD	NOT RATED BY S&P	
WRENTHAM	AA+	
MILLIS	AA	
FRANKLIN	AA+	

RATING DATA IS FROM THE DOR DATABANK.

OUR BOND RATING HISTORY

2005 BOND RATING A3 (medium grade)

2006 BOND RATING: Baa1 (low grade)

2009 BOND RATING: AA- Stable (high grade)

2011 Bond Rating: AA- Positive (high grade)

2013 Bond Rating: AA (high grade)

2014 BOND RATING: AA+ (high grade)

LAST RATED IN FEBRUARY, 2014

WHAT DOES OUR BOND RATING MEAN TO TAXPAYERS?

WEIGHTED AVG. BOND INTEREST RATE:

2006: 4.52%

2014: 2.69%


ESTIMATED SAVINGS DUE TO IMPROVED BOND
RATING FROM 2006 TO 2014:

\$3–3.8 million

(ESTIMATED SAVINGS OVER LIFE OF NEW BONDS ISSUED DURING THIS PERIOD)



Town of
MEDWAY *Massachusetts*
A Green Community




MEDWAY'S RESERVES



FINANCIAL STABILITY- STABILIZATION FUNDS

• TOWN GENERAL STABILIZATION	\$1,921,806
• OPERATIONAL STABILIZATION	\$ 196,375**
• CAPITAL STABILIZATION	\$ 339,591
• STORM STABILIZATION	\$ 211,647
• HEALTH STABILIZATION	\$ 52,515
• ESCO STABILIZATION	\$ 173,341
• SEWER BETTERMENT STABILIZATION	\$ 321,436
• FISCAL STABILITY	\$ 784,545
• DPS FACILITY STABILIZATION	\$ 500,000**
• TOTAL STABILIZATION AS OF 10/30/14	\$4,701,856
% OF OPERATING BUDGET	10.4%



REVENUES

IS STATE AID KEEPING PACE WITH
MUNICIPAL COST INCREASES?

FY 2015 ESTIMATED REVENUES

EST. PROPERTY TAX LEVY	\$ 31,523,576
EST. STATE AID	\$ 11,745,066
EST. LOCAL RECEIPTS	\$ 1,944,444
ESCO STABILIZATION	\$ 48,846
TOTAL EST. REVENUES	\$ 45,261,932

HISTORICAL STATE AID



<u>FISCAL YEAR</u>	<u>2009</u>	<u>Est. 2015</u>
TOTAL STATE AID	11,548,263	11,727,818
CHAPTER 70	9,230,437	10,117,244
UNRESTRICTED GENERAL GOVERNMENT	1,518,411	1,085,599

6 YEAR AVERAGE INCREASE 0.3%
6 YEAR AVERAGE INCREASE \$29,926

ACA 2014 COST TO TOWN OF MEDWAY \$81,000

CONSIDERATION OF A LOCAL MEALS TAX?

DOR ESTIMATE OF MEDWAY'S
POTENTIAL REVENUE: \$147,967

POTENTIAL USES:

- FUND ANNUAL OPEB OBLIGATIONS
- SUPPLEMENT GENERAL FUND REVENUES
- CAPITAL IMPROVEMENTS

MEALS TAX IN AREA COMMUNITIES

<u>TOWN</u>	<u>ADOPTED MEALS TAX?</u>
FRANKLIN	YES
MEDFIELD	YES
MILLIS	YES
NORFOLK	YES
WRENTHAM	YES
BELLINGHAM	YES
ASHLAND	YES
HOLLISTON	NO
SHERBORN	YES
FOXBORO	YES
MILFORD	NO
MEDWAY	NO

WHERE DO MY TAX DOLLARS GET SPENT?



2014 TAX RATE DISTRIBUTION

EDUCATION	\$12.13
PUBLIC SAFETY	\$ 1.52
OTHER UNCLASSIFIEDS	\$ 1.45
DEBT SERVICE FOR DEBT EXCLUSIONS	\$ 1.09
GENERAL GOVERNMENT	\$ 1.02
DEBT SERVICE FOR OTHER DEBT	\$.44
CULTURE & RECREATION	\$.26
HEALTH & HUMAN SERVICES	<u>\$.14</u>
	\$18.84



SOLID WASTE ENTERPRISE OVERVIEW

SOLID WASTE ENTERPRISE

2014 ACTUAL EXPENSES:

SALARIES:	\$ 267,350
INDIRECTS	\$ 96,544
EXPENSES:	\$1,109,186
DEBT SERVICE:	\$ <u>0</u>
TOTAL EXPENSES:	\$1,376,536

FY'14 Encumbrances:	\$ <u>4,287</u>
---------------------	-----------------


FY 2014 ACTUAL REVENUE:

TRASH FEES COLLECTED	\$1,097,901
YELLOW BAG REVENUE:	\$ 259,020
TOTAL REVENUE COLLECTED	<u>\$1,356,921</u>
NET GAIN/(LOSS)	(\$23,902)

2012 CERTIFIED RETAINED EARNINGS (RESERVE):	\$ 966,551
2013 CERTIFIED RETAINED EARNINGS:	\$1,071,211
2014 CERTIFIED RETAINED EARNINGS:	\$1,047,309



Town of
MEDWAY *Massachusetts*
A Green Community



MEDWAY'S IMMEDIATE FUTURE: *THE NEXT 12-24 MONTHS*

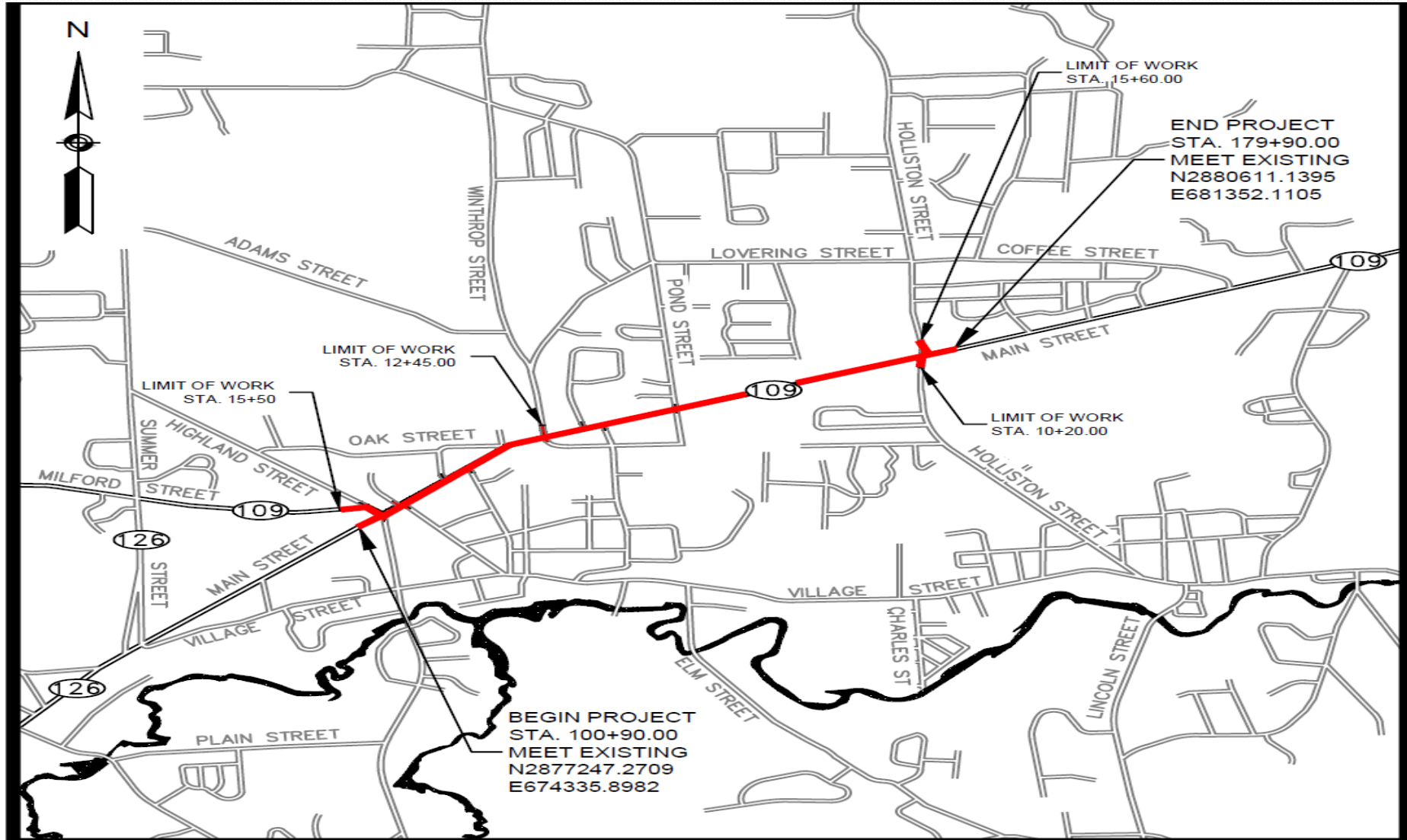
MAJOR CAPITAL PROJECTS

- DPS FACILITY – \$10-12 million

PROJECT COMPLETION WITHOUT DEBT EXCLUSION

- MCGOVERN SCHOOL WINDOWS- \$1 million estimated
- ROADS AND SIDEWALKS
- INFRASTRUCTURE
- BURKE SCHOOL WINDOWS

ROUTE 109 PROJECT UPDATE



RTE 109 PROJECT TIMELINE/COST

ESTIMATED BID – SEPTEMBER, 2015

EST. COMPLETION – SEPTEMBER, 2017

STATE FUNDS FOR PROJECT	\$12,028,000
--------------------------------	---------------------

EST. TOWN FUNDS FOR PROJECT	\$600,000??
------------------------------------	--------------------

THE THAYER HOUSE

COMMUNITY PRIDE & SUCCESS AT ITS BEST!

MAJOR EVENTS

- Military Band Concerts (Navy & West Point)
- Taste of Medway
- Medway Family Day
- Christmas Parade
- And More!

*RENTALS TO
DATE: 38*

Rental Fees Collected To Date::

\$ 9,709.25



80 UNIT DEVELOPMENT AT WINTHROP AND LOVERING STREETS:
35 SINGLE FAMILY DETACHED HOMES
45 TOWNHOUSES
50 ACRES WITH 20 ACRES OF OPEN SPACE ACCESSIBLE TO THE PUBLIC



LOOKING AHEAD FOR GROWTH

Potential Commercial Tax Base Growth:

- Assisted Living Facility??
- Expansion of Exelon Facility??
- Route 109 Business District Improvements??

Medway's Commitment To Smart & Sustainable Growth Opportunities!



Town of
MEDWAY *Massachusetts*
A Green Community



MEDWAY 2015
A Positive Today &
A Bright Future Built On The
Lessons Of Our Past!